


DEPARTMENT OF COMMERCE

Department of commerce

Periyar Nagar, Vallam Thanjavur - 613 403, Tamil Nadu, India
Phone: +91 - 4362 - 26460 Fax: +91- 4362 - 264660
Email: headcommerce@pmu.edu Web: www.pmu.edu




**PERIYAR
MANIAMMAI**
INSTITUTE OF SCIENCE & TECHNOLOGY
(Deemed to be University)
Established Under Sec. 3 of UGC Act, 1956 • NAAC Accredited
think • Innovate • transform

Periyar Maniammai Institute of Science and Technology Department of Commerce B.Com. COs Attainment for 2019-22 Batch

Course Code	CO1	CO2	CO3	CO4	CO5
XGE101	75.17	61.03	61.11	69.89	96.84
XCG102	72.94	69.15	64.45	52.28	50.35
XCG103	74.53	66.37	62.04	60.72	50.5
XCG104	57.64	53.91	63.68	55.17	77.36
XCG105	73.12	74.33	75.63	71.56	86.78
XUM106	62.53	47.58	59.99	54.85	62.38
XGL201	60.88	74.37	50.21	61.32	96.73
XES202	55.77	41.45	63.77	52.61	61.46
XGL203A	72.14	60.18	64.48	67.12	74
XCG204	58.76	49.81	58.68	59.95	54.9
XCG205	72.78	63.78	86.98	78.65	28.65
XMS301	79.58	63.22	48.62	57.81	64.65
XCG302	74.66	61.35	57.22	68.9	80.73
XCG303	73.85	65.37	67.49	73.61	93.23
XCG304	54.21	63.01	61.36	57.2	45.83
XCG306	72.78	63.78	86.98	78.65	28.65
XCG401	79.58	63.22	48.62	57.81	64.65
XCG402	74.66	61.35	57.22	68.9	80.73
XCG403	73.85	65.37	67.49	73.61	93.23
XCG404	54.21	63.01	61.36	57.2	45.83
XCG501	79.17	79.17	72.92	68.75	31.25
XCG502	82	72	72	84	79
XCG503	90	85	77	78	85
XCG504	89.77	84.9	77.12	77.81	85.15
XCG601	68	62	96	94	86
XCG602	94	90	63	100	100
XCG603	92	88	94	92	100

Department of commerce

Periyar Nagar, Vallam Thanjavur - 613 403, Tamil Nadu, India
Phone: +91 - 4362 - 26460 Fax: +91- 4362 - 264660
Email: headcommerce@pmu.edu Web: www.pmu.edu



**PERIYAR
MANIAMMAI**
INSTITUTE OF SCIENCE & TECHNOLOGY
(Established Under Sec. 3 of UGC Act, 1956) NAAC Accredited
think • innovate • transform

Periyar Maniammai Institute of Science and Technology Department of Commerce B.Com. PO Attainment for 2019-2022 Batch

Course Code	PO1	PO2	PO3	PO4	PO5	PO6	PO7	PO8	PO9
XGE101	73.81								
XCG102	63.3	63.3					76.17		86.01
XCG103	68.63	68.63	76.88		46.31	68.46	77.61		71.61
XCG104	60.99	68.99	63.33		67.86	64.06	63.3		68.63
XCG105	63.36	63.36	49.63	73.3		66.16	63.3		68.99
XUM106	44.07					63.36	63.36	69.99	63.36
Sem - 1	62.36	66.07	63.28	73.3	57.085	65.51	67.9133	69.99	67.0833
XGL201	70.86	70.86				72.38	70.86		70.86
XES202	41.66								
XGL203A	68.1	68.1			49.6	60.63	38.79		41.66
XCG204	60	60				68.1			68.1
XCG205	66.63	66.63				48.44	49.48		61.04
Sem - 2	60.155	66.32			49.6	60.4833	56.8075		69.38
XMS301	61.96	61.96		67.39			61.34		60.415
XCG302	66.67	68.66		62.62		66.67	63.17		61.96
XCG303	67.1	67.1	67.6		61.26		67.1		66.97
XCG304	69.02	69.02			69.02				61.83
XCG306	69.83	67.96			68.26				69.97
Sem - 3	72.43	66.94	67.6	65.005	66.18	66.67	49.6		68.26
XCG401	60	63.2			60		60.3025		71.4983
XCG402	63.12	63.12			63.65	61.56	56.88		65.07
XCG403	71.67	71.67			71.67	63.2			63.12
XCG404	58.13	58.13	58.13	60.52	58.96		58.96		71.67
Sem - 4	63.91	64.55	58.13	60.52	63.57	62.38	57.92		58.13
XCG501	88.25	88.25					77.08		65.474
XCG502	77.8	77.88			77.75		75.5		88.25
XCG503	82.87	82.42			81.38		77.81		77.8
XCG504	82.87	82.42			81.38		77.81		82.4
XCG505	78.89	78.89			78.27				82.4
Sem - 5	81.00	80.16			79.70				77.7
XCG601	71.64	90.29	94				75.86		79.94
XCG602	99.4	99.4					91.2		92
XCG603	93.66	94.9	95.33	93	93.6		79.5	94	99.4
Sem - 6	88.23	94.86	94.67	93.00	93.60		94.5		93.2
							88.40	94.00	94.87

Periyar Maniammai Institute of Science and Technology

Department of Commerce

B.Com PO Attainment for 2019-2022 Batch

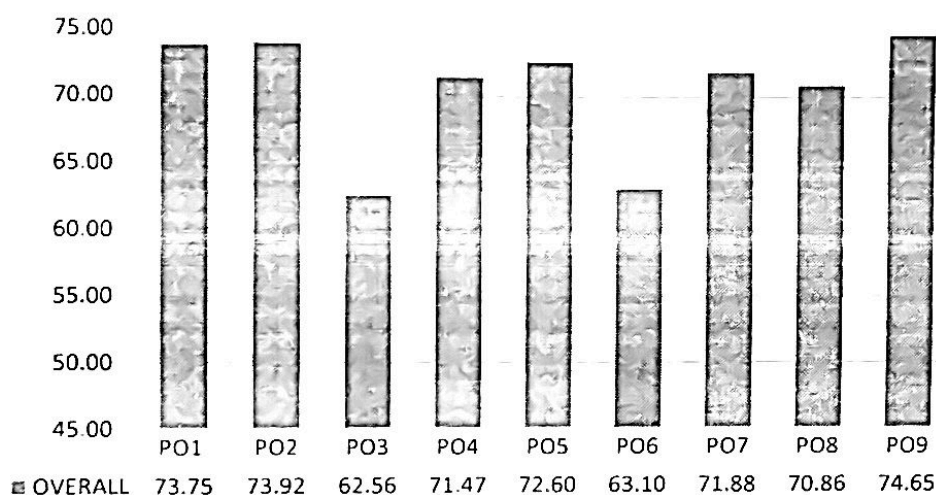
Course Code		PO1	PO2	PO3	PO4	PO5	PO6	PO7	PO8	PO9
Sem - 1	Direct	56.84	58.04	62.94	73.2	51.58	57.48	64.03	59.99	63.4
	Direct(85%)	48.31	49.33	53.50	62.22	43.84	48.86	54.43	50.99	53.89
	Indirect	84.55	82.02	81.33	83.45	83.74	82.63	83.67	81.61	80.51
	Indirect(15%)	12.68	12.30	12.20	12.52	12.56	12.39	12.55	12.24	12.08
	Final (100%)	61.00	61.64	65.70	74.74	56.40	61.25	66.98	63.23	65.97
Sem - 2	Direct	55.15	59.65			49.5	60.48	54.31		55.41
	Direct(85%)	46.88	50.70	0.00	0.00	42.08	51.41	46.16	0.00	47.10
	Indirect	88.67	88.87			89.78	90.97	90.17		90.45
	Indirect(15%)	13.30	13.33	0.00	0.00	13.47	13.65	13.53	0.00	13.57
	Final (100%)	60.18	64.03	0.00	0.00	55.54	65.05	59.69	0.00	60.67
Sem - 3	Direct	67.41	60.94	57.5	55.01	59.51	56.57	57.78		64.83
	Direct(85%)	57.30	51.80	48.88	46.76	50.58	48.08	49.11	0.00	55.11
	Indirect	93.98	94.16	92.75	93.17	93.02	92.72	92.27		92.89
	Indirect(15%)	14.10	14.12	13.91	13.98	13.95	13.91	13.84	0.00	13.93
	Final (100%)	71.40	65.92	62.79	60.73	64.54	61.99	62.95	0.00	69.04
Sem - 4	Direct	61.71	62.35	48.13	60.42	61.04	62.33	47.92		61.27
	Direct(85%)	52.45	53.00	40.91	51.36	51.88	52.98	40.73	0.00	52.08
	Indirect	90.42	90.42	89.83	89.83	88.45	90.99	90.24		90.58
	Indirect(15%)	13.56	13.56	13.47	13.47	13.27	13.65	13.54	0.00	13.59
	Final (100%)	66.02	66.56	54.39	64.83	65.15	66.63	54.27	0.00	65.67
Sem - 5	Direct	77.33	76.46			79.69		79.86		76.27
	Direct(85%)	65.73	64.99	0.00	0.00	67.74	0.00	67.88	0.00	64.83
	Indirect	91.13	91.13			90.68		91.90		91.14
	Indirect(15%)	13.67	13.67	0.00	0.00	13.60	0.00	13.79	0.00	13.67
	Final (100%)	79.40	78.66	0.00	0.00	81.34	0.00	81.67	0.00	78.50
Sem - 6	Direct	84.9	88.16	94.67	93	93.6		84.73	94	91.53
	Direct(85%)	72.17	74.94	80.47	79.05	79.56	0.00	72.02	79.90	77.80
	Indirect	95.61	95.68		95.74	95.74		94.14	90.01	94.04
	Indirect(15%)	14.34	14.35	0.00	14.36	14.36	0.00	14.12	13.50	14.11
	Final (100%)	86.51	89.29	80.47	93.41	93.92	0.00	86.14	93.40	91.91
	Final Average	70.75	71.02	65.84	73.43	69.48	63.73	68.62	78.32	71.96

CONSOLIDATED PO ATTAINMENT

B.Com 2019-22 Batch

		PO1	PO2	PO3	PO4	PO5	PO6	PO7	PO8	PO9
Final	Direct Attainment	70.75	71.02	65.84	73.43	69.48	63.73	68.62	78.32	71.96
	DA (85%)	60.14	60.36	55.96	62.41	59.06	54.17	58.32	66.57	61.16
	Program Exit Survey (15%)	13.61	13.56	6.60	9.05	13.54	8.93	13.56	4.29	13.49
	FINAL PO (100%)	73.75	73.92	62.56	71.47	72.60	63.10	71.88	70.86	74.65

OVERALL ATTAINMENT



re. Jants

HEAD
Department of Commerce,
Periyar Maniammai Institute of Science & Technology,
(Deemed to be University)
Vallam-613 403, Thanjavur (Dt), Tamil Nadu.

D. Umamaheswari
Asso. Dean FITSM

Periyar Maniammai Institute of Science and Technology
Department of Commerce
B.Com. Hons COs Attainment for 2019-22 Batch

Corse Code	CO1	CO2	CO3	CO4	CO5
XGL101	77.08	68.77	75.36	70.08	73.51
XCO102	63.33	67.61	68.17	60.06	66
XCO103	66.65	67.38	66.76	78	75.57
XCO104	73.17	60.87	73.77	70.07	77.57
XCO105	78.03	66.73	70.31	71.66	76.7
XUM106	78.87	67.65	77.88	37.71	78.86
XGL201	60.88	76.37	70.51	61.35	86.73
XES202	77.77	61.67	63.77	75.61	61.66
XGL203A	75.16	60.18	66.68	67.15	76
XCO204	78.76	68.81	78.68	78.87	76.8
XCO205	76.03	77	78.31	77.86	76.87
XCO206	87.18	87.18	87.18	87.18	87.18
XMS301	87.36	85.56	78.05	88.01	78.5
XCO302	86	86	85	87	86
XCO303	86.57	66.71	88.06	76.8	76.86
XCO304	88.56	85.08	88.03	88.78	83.06
XUM306	83.67	88.8	86.88	87.88	88.53
XCO401	86	87	86	85	88
XCO402	86	86	86	85	80
XCO403	73	77	80	80	88
XCO404	86	86	86	85	80
XCO501	80.53	81.67	81.85	80.36	88.85
XCO502A	78	63	70	57	76
XCO502B	83.33	86	88.63	85.57	81.36
XCO503A	85.55	81.05	87.85	81.15	85.53
XCO503C	87	80	80	80	88
XCO601	86	87	87	86.15	87.13
XCO602B	85.16	83.55	87.36	81.85	80.56
XCO602C	85	60	86	88	86
XCO603A	85.08	86.85	86	81.53	86
XCO603C	85	86.7	87.57	81.55	87

Periyar Maniammai Institute of Science and Technology
Department of Commerce
B.Com. (Hons.) PO Attainment for 2019-2022 Batch

Course Code	PO1	PO2	PO3	PO4	PO5	PO6	PO7	PO8	PO9
XGE101	72.81						76.17		86.01
XCO102	62.3	62.3		63.2		68.46	77.61		71.61
XCO103	68.63	68.63	76.88	62.3	46.31	64.06	63.2		68.63
XCO104	60.99	68.99	62.33		67.86	66.16	62.3		68.99
XCO105	62.26	62.26	49.62	73.2		62.26	62.26	69.99	62.26
XUM106	60.99	68.99	62.33		67.86	66.16	62.3		68.99
Sem - 1	64.66	66.23	62.79	66.23	60.68	65.42	67.31	69.99	71.08
XES201	70.86	70.86				72.38	70.86		70.86
XCO202A	41.66		71.61				38.79		41.66
XCO203	70.86	70.86	68.63	71.61		72.38	70.86		70.86
XCO204	41.66		68.99	68.63			38.79		41.66
XCO205	68.1	68.1	62.26	68.99	49.6	60.63	68.1		68.1
XCO206	60	60		62.26		48.44	49.48		61.04
Sem - 2	58.86	67.46	67.87	67.87	49.60	63.46	56.15		59.03
XMS301			62.26	68.99	49.6	60.63	68.1		68.1
XCO302	83.4	82.74			84.47	78.48	82.74	86.86	86.16
XCO303	72.24	71.07			76.97	66.86		96	72.16
XCO304	70.86	70.86	68.63	71.61		72.38	70.86	82.17	
XCO306	68.1	68.1	62.26	68.99	49.6	60.63	68.1		68.1
Sem - 3	73.65	73.19	64.38	69.86	65.16	67.80	72.45	88.34	73.63
XCO401	96	96		96.2	94.83	94.8	96		96
XCO402	96.26	96		73.86	96	96.2	96.2		96.2
XCO403	82.17	82.17		96.2		84.31	73.86		79.86
XCO404	96.26	96	96		96.2	96.3	96.2		96.2
Sem - 4	92.67	92.54	96.00	88.75	95.68	92.90	90.57		92.07
XCO501	96.3			97.63	96.3	96.66	76.34	96.66	
XCO502A	64.16	61.11	66.26		66.66	62.77	70.83		64.16
XCO502B	96.66	96.3			97.63	96.3	96.66	76.34	96.66
XCO503A	66.26		66.66	62.77	70.83		64.16	72.8	
XCO503C			97.63	96.3	96.66		96.66		
Sem - 5	80.85	78.71	76.85	85.57	85.62	85.24	80.93	81.93	80.41
XCO601	72.8		89.26	61.4	71.92			76.34	
XCO602B	76.36	76.34	88				80	72.8	
XCO602C	69.86	72.8		89.26	61.4	71.92	68.94		68.94
XCO603C	96.26	96		73.86	96	96.2	96.2	64.16	
XCO604	82.17	82.17		96.2		84.31	73.86	96.66	
Sem - 6	79.49	81.83	88.63	80.18	76.44	84.14	79.75	77.49	68.94

B.Com (Hons) 2019-22 Batch

PO Attainments

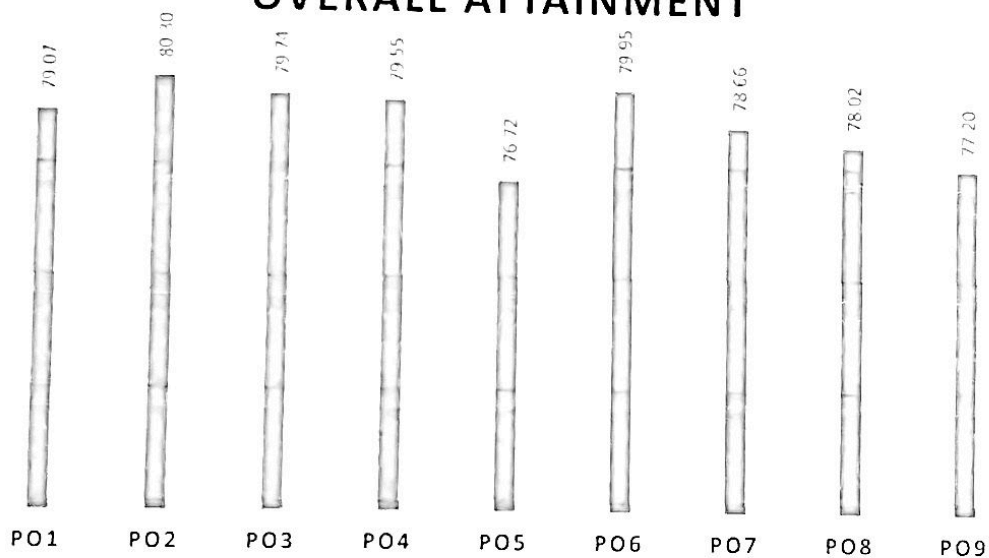
Course Code		PO1	PO2	PO3	PO4	PO5	PO6	PO7	PO8	PO9
Sem - 1	Direct	64.66	66.23	62.79	66.23	60.68	65.42	67.31	69.99	71.08
	Direct(85%)	54.96	56.30	53.37	56.30	51.58	55.61	57.21	59.49	60.42
	Indirect	79.49	81.05	78.67	74.2	77.65	76.9	80.79	75.52	72.65
	Indirect(15%)	11.92	12.16	11.80	11.13	11.65	11.54	12.12	11.33	10.90
	Final (100%)	66.88	68.45	65.17	67.43	63.23	67.14	69.33	70.82	71.32
Sem - 2	Direct	58.86	67.46	67.87	67.87	49.6	63.46	56.15		59.03
	Direct(85%)	50.03	57.34	57.69	57.69	42.16	53.94	47.73	0.00	50.18
	Indirect	80.78	77.77	82.04	76.71	77.32	77.79	79.94		78.69
	Indirect(15%)	12.12	11.67	12.31	11.51	11.60	11.67	11.99	0.00	11.80
	Final (100%)	62.15	69.01	70.00	69.20	53.76	65.61	59.72	-	61.98
Sem - 3	Direct	73.65	73.19	64.38	69.86	65.16	67.8	72.45	88.34	73.63
	Direct(85%)	62.60	62.21	54.72	59.38	55.39	57.63	61.58	75.09	62.59
	Indirect	95.7	94.9	89.56	91.79	92.28	91.47	91.31	94.68	89.87
	Indirect(15%)	14.36	14.24	13.43	13.77	13.84	13.72	13.70	14.20	13.48
	Final (100%)	76.96	76.45	68.16	73.15	69.23	71.35	75.28	89.29	76.07
Sem - 4	Direct	92.67	92.54	96	88.75	95.68	92.9	90.57		92.07
	Direct(85%)	78.77	78.66	81.60	75.44	81.33	78.97	76.98	0.00	78.26
	Indirect	92.18	92.98	96.37	92.66	90.53	92.44	93.38		78.21
	Indirect(15%)	13.83	13.95	14.46	13.90	13.58	13.87	14.01	0.00	11.73
	Final (100%)	92.60	92.61	96.06	89.34	4.91	92.83	90.99	-	89.99
Sem - 5		80.85	78.71	76.85	85.57	85.62	85.24	80.93	81.93	80.41
	Direct(85%)	67.57	66.90	65.32	72.73	72.78	72.45	68.79	69.64	68.35
	Indirect	93.93	95.5	94.03	93.82	96.22	97.51	95.34	96.64	94.01
	Indirect(15%)	14.09	14.33	14.10	14.07	14.43	14.63	14.30	14.50	14.10
	Final (100%)	81.66	81.23	79.43	86.81	7.21	87.08	83.09	84.14	82.45
Sem - 6		79.49	81.83	88.63	80.18	76.44	84.14	79.75	77.49	68.94
	Direct(85%)	67.57	69.56	75.34	68.15	64.97	71.52	67.79	65.87	58.60
	Indirect	95.40	96.40	94.70	97.23	97.01	97.54	95.63	95.69	96.72
	Indirect(15%)	14.31	14.46	14.21	14.58	14.55	14.63	14.34	14.35	14.51
	Final (100%)	81.88	84.02	89.54	82.74	79.53	86.15	82.13	80.22	73.11
	Final Average	77.02	78.63	78.06	78.11	74.64	78.36	76.76	81.12	75.82

CONSOLIDATED PO ATTAINMENT

B.Com (Hons) 2019-22 Batch

		PO1	PO2	PO3	PO4	PO5	PO6	PO7	PO8	PO9
Final	Direct Attainment	77.02	78.6	78.06	78.1	74.6	78.4	76.8	81.1	75.8
	DA (85%)	65.63	66.84	66.35	66.39	63.44	66.61	65.25	68.95	64.45
	Program Exit Survey (15%)	13.44	13.47	13.38	13.16	13.28	13.34	13.41	9.06	12.75
	FINAL PO (100%)	79.07	80.30	79.74	79.55	76.72	79.95	78.66	78.02	77.20

OVERALL ATTAINMENT



ae. Jais

P. K. Singh

A. Kumar